

K109LV

Shunt / V-I isolated converter

K-Line



TEMPERATURE
CONVERTERS

ANALOG
CONVERTERS

SERIAL
CONVERTERS

ACCESSORIES

- ▶ Input: setted scales from ± 25 mV up to ± 2000 mV
- ▶ Output: current 0/4..20, 20..4/0 mA or voltage 0..5/10, 10..0, 1..5 Vdc
- ▶ Max consumption 22 mA
- ▶ 3 way galvanic isolation: 1,5 kVac
- ▶ Measure resolution @ 14 bit
- ▶ Precision class 0,1%
- ▶ Power supply on spring-cage terminal or distributed supply with 2 slot connector, K-BUS
- ▶ Tiny dimensions (6,2 x 93,1 x 102,5 mm)

TECHNICAL SPECIFICATIONS

K109LV · Shunt / V-I isolated converter



GENERAL DATA

Power supply	19,2..30 Vdc
Channels number	1 input, 1 output
Thermal drift	120 ppm/K
Status indicators	Fault, alarm
Isolation	1,5 kVac (50 Hz, 1 min), digital technique
Power on side terminals	Yes
Hot swapping	Yes
Max current consumption	22 mA a 24 Vdc
Consumption without load	7,5 mA (at 25°C)
Max power consumption	500 mW
A/D conversion	14 bit
Rejection	50 – 60 Hz (programmabile)
Settings	DIP switch
Filter	Insertable
Dimensions	6,2 x 93,1 x 102,5 mm
Processing	Floating point 32 bit
Case, weight, colour	PBT, 45 g, nero
Operating temperature	-20..+65 °C
Bridge voltage supply	Bus connectors (K-BUS) can be snapped onto 35 mm DIN guide rail according to EN 60175)
Protection degree	IP20
Conformity	CE, EN 61010-1, EN 60742, EN 61000-6-4, EN 61000-6-2

ORDER CODES

Code	Description	
Model	K109LV	Shunt / V-I isolated converter
Accessories	K-BUS	Fast supply expandable connector
	K-SUPPLY	Power supply module with surge protection

INPUT DATA

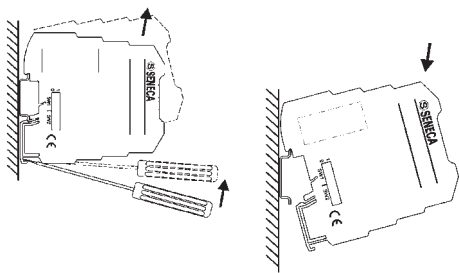
Type	SHUNT Range: ± 25, 50, 60, 75, 80, 100, 120, 150, 200, 250, 300, 400, 500, 1000, 2000 mV (settable via Dip-switch)
Max voltage	± 50 V

OUTPUT DATA

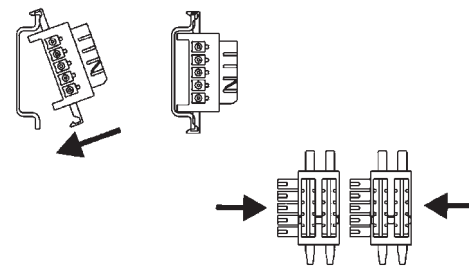
Type	VOLTAGE Range: 0..10/10..0/0..5/1..5 V Min load resistance: 2 kΩ
	CURRENT Range: 4..20/20..4/0..20/20..0 mA Max load resistance: 500 Ω Protection: 25 mA

CONNECTING AND INSTALLING

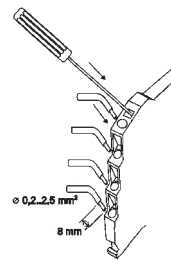
INSERTING / EXTRACTING MODULES



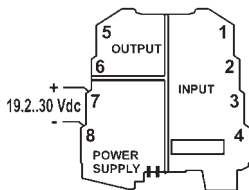
K-BUS



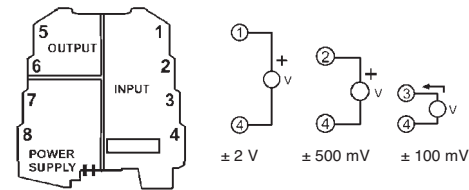
CAGE CLAMP CONNECTION



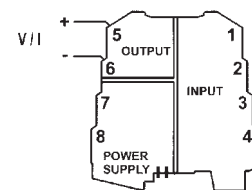
POWER SUPPLY



INPUT



OUTPUT



DIMENSIONS

