


# K-LINE **K109UI**

DC Current / Voltage Converter

**K-LINE**

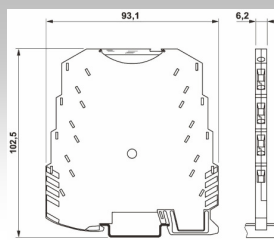
Converters-analog isolators



- ▶ INPUT: N.1 channel current 0/4..20 mA or voltage 0/1..5, 0/2..10, 0..15/30 Vdc
- ▶ OUTPUT: N.1 channel current 0/4..20, 20..4/0 mA or voltage 0/1..5, 0/2..10 Vdc
- ▶ Galvanic isolation @ 3-way
- ▶ Spring-cage terminal block and/or DIN bus connection system
- ▶ Power bridging terminal - DIN rail bus connector
- ▶ Tiny dimensions (102,5 x 93,1 x 6,2 mm)
- ▶ Resolution @ 14 bit
- ▶ Precision class 0.1%

# TECHNICAL DATA

## K109UI – DC Current / Voltage Converter



### ORDER CODES

**K109UI** DC Current / Voltage Converter

#### Accessories

**K-BUS** Expandable power supply connector

**K-SUPPLY** Power Supply module with surge protection

### GENERAL FEATURES

<b>Power supply</b>	19,2...30 Vdc
<b>Channels</b>	N.1
<b>Accuracy</b>	0.08% of the f.s. value for mA or 5 V output 0.07% of the f.s. value for 10 V output
<b>Status indicators</b>	Input or output out-of-range limiter device triggered Input saturation Internal fault
<b>Galvanic Isolation</b>	Power supply // input // output at 1500 Vac, digital
<b>Hot swapping</b>	Yes
<b>Power consumption</b>	500 mW
<b>A/D Converter</b>	14 bit
<b>Current output protection</b>	Approximately 25 mA
<b>Security output</b>	- 102.5% of full scale value, in case of over-range - 105% of full scale value in case of improper functioning
<b>Humidity</b>	30..90% at +40°C (not condensing)

<b>Design</b>	Terminal housing for mounting on 35 mm DIN 46277
<b>Filter rejection</b>	50-60 Hz (settable)
<b>DIP Switch</b>	-Inputs signal setup -Output signal setup
<b>Processing</b>	Floating point 32 bit
<b>Dimensions</b>	6,2 x 93,1 x 102,5 mm (w x h x d)
<b>Weight</b>	50 g
<b>Operating temperature</b>	-20...+65 °C
<b>Connections</b>	Plug-in screw clamp terminal blocks, wires up to 2.5 mm <sup>2</sup>
<b>IP Protection</b>	IP 20
<b>Standards</b>	EN50081-2 EN50082-2 EN61010-1 EN60742
<b>Approvals</b>	CE, UL-CSA

### INPUT

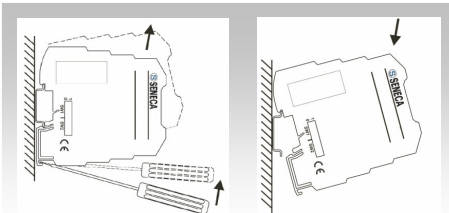
**Voltage**(max. 50 V) : 0..15 V, 0..30 V,  
Input impedance: 325 kOhm  
0..10 V, 2..10 V, 0..5 V, 1..5 V,  
Input Impedance: 110 kOhm  
**Current** (max. 24 V) : 0..20 mA, 4..20 mA,  
Input Impedance: 35 Ohm

### OUTPUT

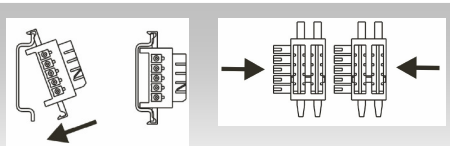
**Voltage**: 0..5 Vdc, 1..5 Vdc, 0..10 Vdc and 2..10 Vdc  
Lower load resistance: 2 kOhm  
**Current**: 0..20 mA, 4..20 mA and 20..4 mA  
Higher load resistance: 500Ohm

### DIMENSIONS AND INSTALLATION

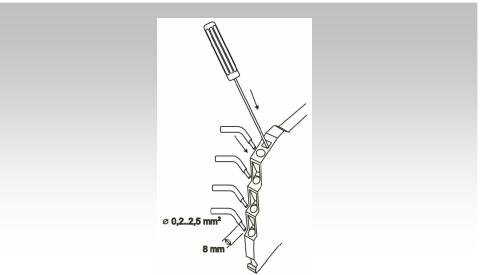
#### Inserting / Extracting module on DIN guide



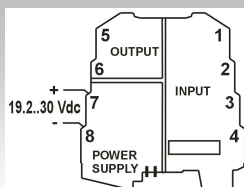
#### Expandable connector K-BUS



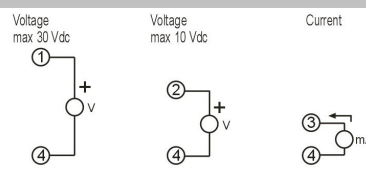
#### Cage clamp connection



#### Power supply



#### Input



#### Output

